



# Pam Childers

Clerk of the Circuit Court and Comptroller, Escambia County

Clerk of Courts • County Comptroller • Clerk of the Board of County Commissioners • Recorder • Auditor

## MEMORANDUM

**TO:** Honorable Board of County Commissioners

**DATE:** November 9, 2015

**SUBJECT:** Tourist Development Tax (TDT) Collections

### RECOMMENDATION:

That the Board accepts, for filing with the Board's Minutes, the Tourist Development Tax (TDT) Collections Data for the September 2015 returns received in the month of October 2015, as prepared by the Finance Department of the Clerk and Comptroller's Office. This is the first month of collections for the fiscal year 2016.

- ✓ Total collected for the month of September 2015 returns was \$719,688.10. This is a 22.05% increase over the September 2014 returns.
- ✓ Total collections year to date are 22.05% more than the comparable time frame in Fiscal Year 2016.

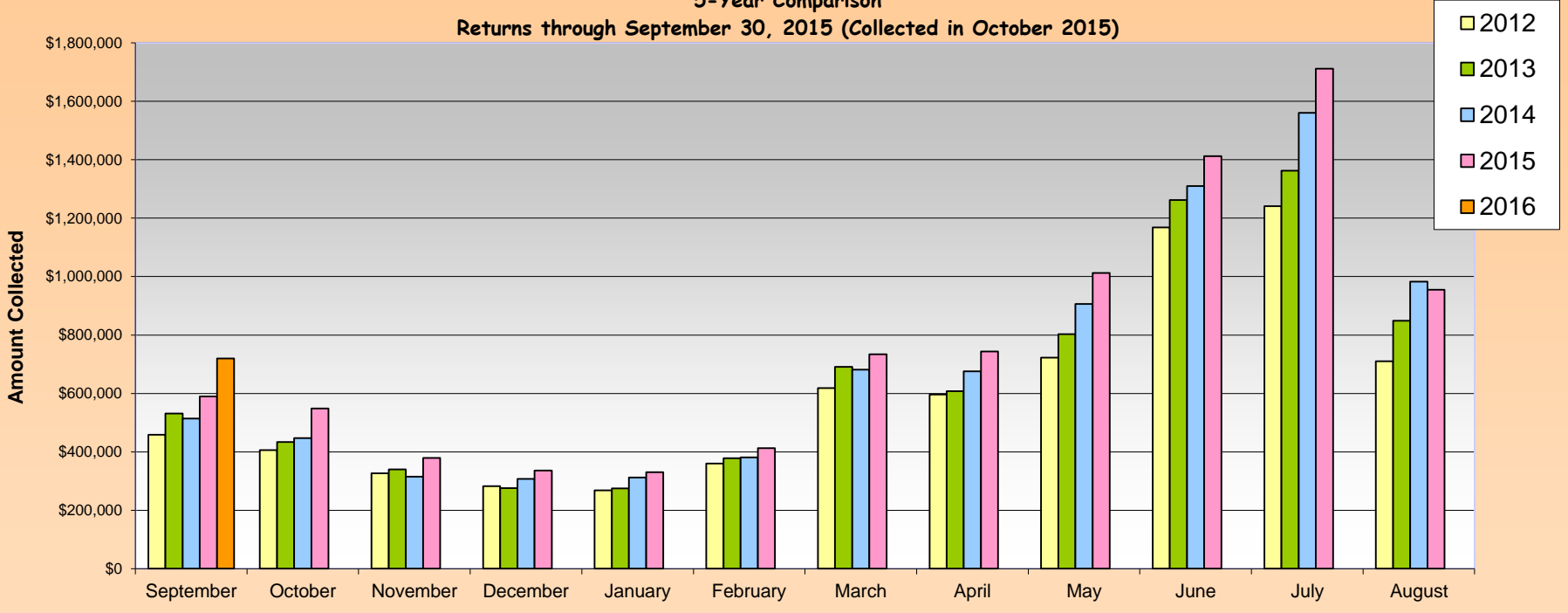
Please feel free to call me if you have any questions.

PC/bhw

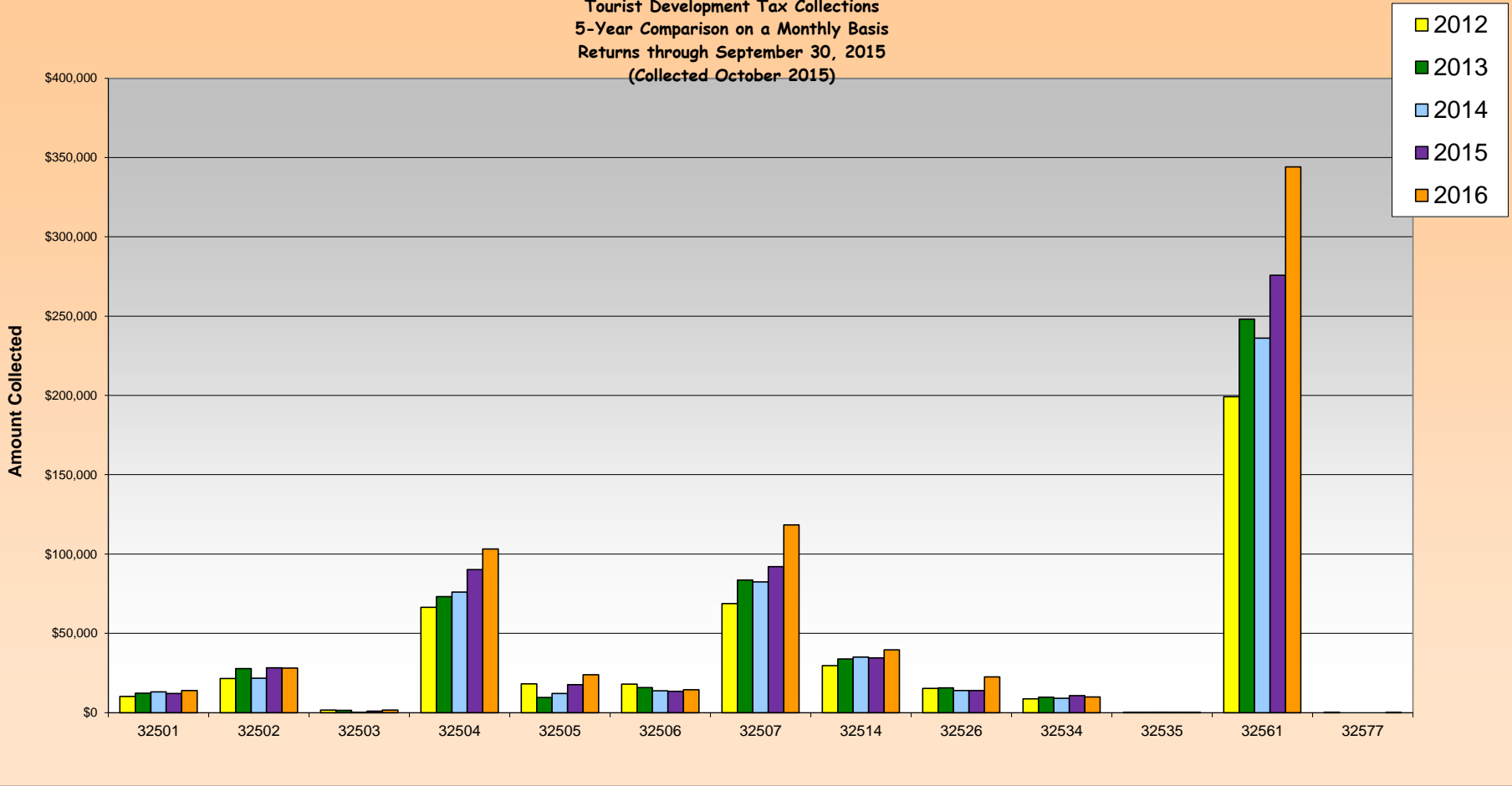
**FOUR PERCENT TOURIST DEVELOPMENT TAX COLLECTION DATA  
 REPORTED IN FISCAL YEAR FORMAT  
 ESCAMBIA COUNTY FLORIDA  
 AS OF OCTOBER 2015**

Zip Code	Fiscal Year 2016 YTD Collected	Fiscal Year 2015 YTD Collected	Difference	% Change
32501	13,893	12,081	1,812	15%
32502	28,093	28,345	(252)	-1%
32503	1,582	1,001	581	58%
32504	103,156	90,113	13,043	14%
32505	23,956	17,610	6,346	36%
32506	14,443	13,395	1,048	8%
32507	118,367	91,990	26,377	29%
32514	39,504	34,533	4,971	14%
32526	22,563	13,979	8,584	61%
32534	9,819	10,808	(989)	-9%
32535	115	124	(9)	-7%
32561	344,147	275,711	68,436	25%
32562	-	-	-	0%
32577	50	-	50	0%
<b>Total</b>	<b>\$ 719,688</b>	<b>\$ 589,690</b>	<b>\$ 129,998</b>	<b>22%</b>

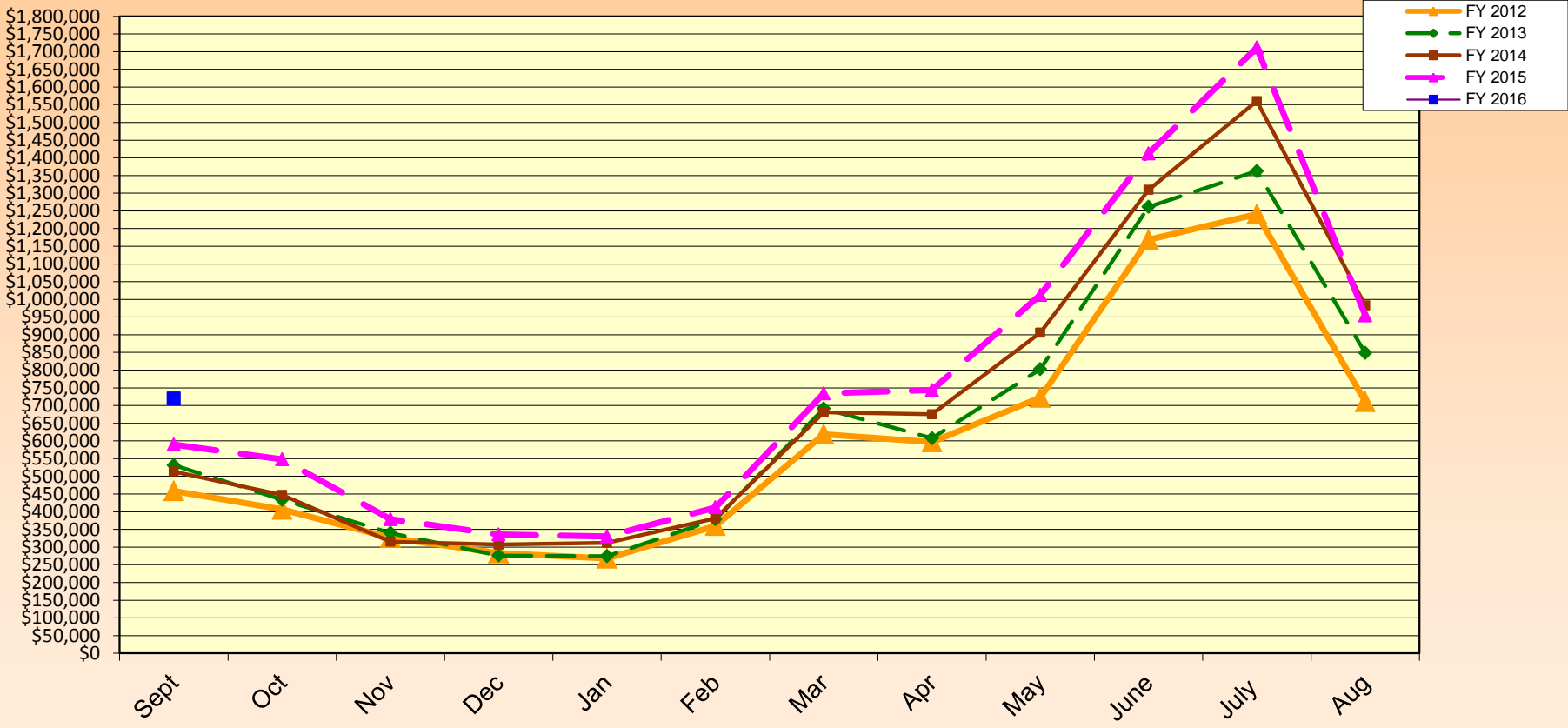
**Tourist Development Tax Collections**  
**5-Year Comparison**  
**Returns through September 30, 2015 (Collected in October 2015)**



Tourist Development Tax Collections  
 5-Year Comparison on a Monthly Basis  
 Returns through September 30, 2015  
 (Collected October 2015)



**TOURIST DEVELOPMENT TAX  
5 YEAR TRENDLINE  
FY 2012 - FY 2016**  
Returns through September 30, 2015 (Collected in October 2015)



FOUR PERCENT TOURIST DEVELOPMENT TAX COLLECTION DATA  
 ESCAMBIA COUNTY FLORIDA  
 FISCAL YEAR 2016  
 AS OF OCOTBER 31, 2015

Month of Collection	Zip Code									
	32501		32502		32503		32504		32505	
	Downtown Area	% OF Total	Other Downtown Area	% OF Total	Cordova Mall & South Area	% OF Total	Davis & Scenic Hwy South of I-10 including Airport Area	% OF Total	South of Michigan Av East of Mobile Hwy West of Pace Blvd	% OF Total
10/15	13,893	2%	28,093	4%	1,582	0%	103,156	14%	23,956	3%
<b>Total</b>	<b>\$ 13,893</b>	<b>2%</b>	<b>\$ 28,093</b>	<b>4%</b>	<b>\$ 1,582</b>	<b>0%</b>	<b>\$ 103,156</b>	<b>14%</b>	<b>\$ 23,956</b>	<b>3%</b>

Month of Collection	Zip Code									
	32506		32507		32514		32526		32534	
	Lillian Hwy & Highway 98 Area	% OF Total	Bayou Chico to Perdido Key South of Sorrento Area	% OF Total	Palafox & Scenic Hwy North of I-10 Area	% OF Total	Mobile Hwy North of Michigan Avenue Area	% OF Total	I-10 & Pensacola Blvd North Area	% OF Total
10/15	14,443	2%	118,367	16%	39,504	5%	22,563	3%	9,819	1%
<b>Total</b>	<b>\$ 14,443</b>	<b>2%</b>	<b>\$ 118,367</b>	<b>16%</b>	<b>\$ 39,504</b>	<b>5%</b>	<b>\$ 22,563</b>	<b>3%</b>	<b>\$ 9,819</b>	<b>1%</b>

Month of Collection	Zip Code								Total Month	% OF Total
	32535		32561		32562		32577			
	Century (Other) Area	% OF Total	Pensacola Beach Area	% OF Total	Other	% OF Total	Molino Area	% OF Total		
10/15	115	0%	344,147	48%	-	0%	50	0%	719,688	100%
<b>Total</b>	<b>\$ 115</b>	<b>0%</b>	<b>\$ 344,147</b>	<b>48%</b>	<b>\$ -</b>	<b>0%</b>	<b>\$ 50</b>	<b>0%</b>	<b>\$ 719,688</b>	<b>100%</b>

FOUR PERCENT TOURIST DEVELOPMENT TAX COLLECTION DATA  
 ESCAMBIA COUNTY FLORIDA  
 FISCAL YEAR 2015  
 AS OF OCTOBER 31, 2014

Month of Collection	Zip Code									
	32501		32502		32503		32504		32505	
	Downtown Area	% OF Total	Other Downtown Area	% OF Total	Cordova Mall & South Area	% OF Total	Davis & Scenic Hwy South of I-10 including Airport Area	% OF Total	South of Michigan Av East of Mobile Hwy West of Pace Blvd	% OF Total
10/14	12,081	2%	28,345	5%	1,001	0%	90,113	15%	17,610	3%
<b>Total</b>	<b>\$ 12,081</b>	<b>2%</b>	<b>\$ 28,345</b>	<b>5%</b>	<b>\$ 1,001</b>	<b>0%</b>	<b>\$ 90,113</b>	<b>15%</b>	<b>\$ 17,610</b>	<b>3%</b>

Month of Collection	Zip Code									
	32506		32507		32514		32526		32534	
	Lillian Hwy & Highway 98 Area	% OF Total	Bayou Chico to Perdido Key South of Sorrento Area	% OF Total	Palafox & Scenic Hwy North of I-10 Area	% OF Total	Mobile Hwy North of Michigan Avenue Area	% OF Total	I-10 & Pensacola Blvd North Area	% OF Total
10/14	13,395	2%	91,990	16%	34,533	6%	13,979	2%	10,808	2%
<b>Total</b>	<b>\$ 13,395</b>	<b>2%</b>	<b>\$ 91,990</b>	<b>16%</b>	<b>\$ 34,533</b>	<b>6%</b>	<b>\$ 13,979</b>	<b>2%</b>	<b>\$ 10,808</b>	<b>2%</b>

Month of Collection	Zip Code								Total Month	% OF Total
	32535		32561		32562		32577			
	Century (Other) Area	% OF Total	Pensacola Beach Area	% OF Total	Other	% OF Total	Molino Area	% OF Total		
10/14	124	0%	275,711	47%	-	0%	-	0%	589,690	100%
<b>Total</b>	<b>\$ 124</b>	<b>0%</b>	<b>\$ 275,711</b>	<b>47%</b>	<b>\$ -</b>	<b>0%</b>	<b>\$ -</b>	<b>0%</b>	<b>\$ 589,690</b>	<b>100%</b>

**Tourist Development Tax Collection Data  
Reported in Fiscal Year Format  
Escambia County Florida**

		<b>THREE (3%) PERCENT TOURIST TAX DOLLARS COLLECTED 2007-2016</b>									
Month Of Collection	For The Month Of	2007	2008	2009	2010	2011	2012	2013	2014	2015	2016
OCT	SEP	\$245,125	\$288,077	\$277,444	\$274,902	\$321,850	\$343,637	\$398,300	\$385,209	\$442,268	\$539,766
<b>TOTAL</b>		<b>\$245,125</b>	<b>\$288,077</b>	<b>\$277,444</b>	<b>\$274,902</b>	<b>\$321,850</b>	<b>\$343,637</b>	<b>\$398,300</b>	<b>\$385,209</b>	<b>\$442,268</b>	<b>\$539,766</b>



TOURIST DEVELOPMENT TAX COLLECTION DATA  
 REPORTED IN FISCAL YEAR FORMAT  
 ESCAMBIA COUNTY, FLORIDA

		<b>ADDITIONAL ONE (1%) PERCENT TOURIST TAX DOLLARS COLLECTED 2007-2016</b>									
Month Of Collection	For The Month Of	2007	2008	2009	2010	2011	2012	2013	2014	2015	2016
OCT	SEP	\$81,708	\$96,026	\$92,482	\$91,634	\$107,283	\$114,546	\$132,767	\$128,403	\$147,422	\$179,922
<b>TOTAL</b>		<b>\$81,708</b>	<b>\$96,026</b>	<b>\$92,482</b>	<b>\$91,634</b>	<b>\$107,283</b>	<b>\$114,546</b>	<b>\$132,767</b>	<b>\$128,403</b>	<b>\$147,422</b>	<b>\$179,922</b>