



Pam Childers

Clerk of the Circuit Court and Comptroller, Escambia County

Clerk of Courts • County Comptroller • Clerk of the Board of County Commissioners • Recorder • Auditor

MEMORANDUM

TO: Honorable Board of County Commissioners
DATE: December 05, 2016
SUBJECT: Tourist Development Tax (TDT) Collections

RECOMMENDATION:

That the Board accepts, for filing with the Board's Minutes, the Tourist Development Tax (TDT) Collections Data for the October 2016 returns received in the month of November 2016, as prepared by the Finance Department of the Clerk and Comptroller's Office. This is the second month of collections for the fiscal year 2017.

- ✓ Total collected for the month of October 2016 returns was \$710,342.21 This is a 13.51% increase over the October 2015 returns.
- ✓ Total collections year to date are 10.36% more than the comparable time frame in Fiscal Year 2016.

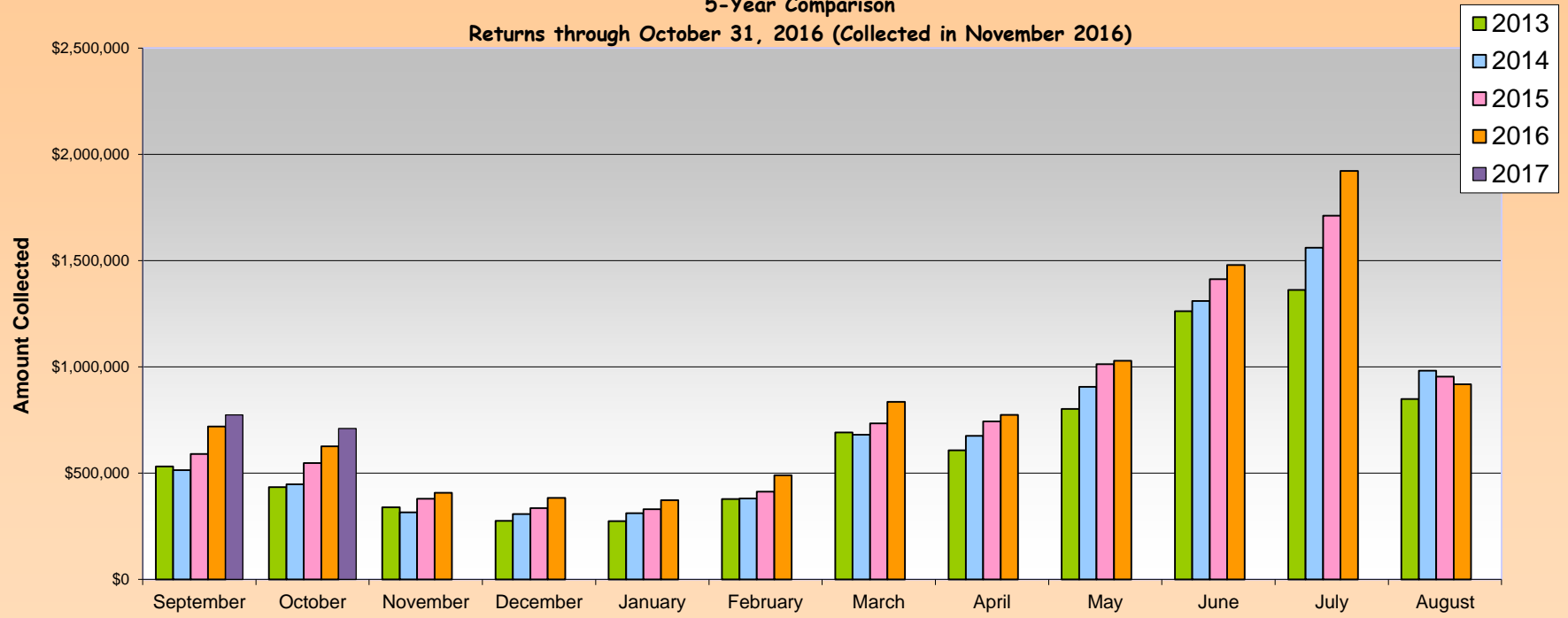
Please feel free to call me if you have any questions.

PC/bhw

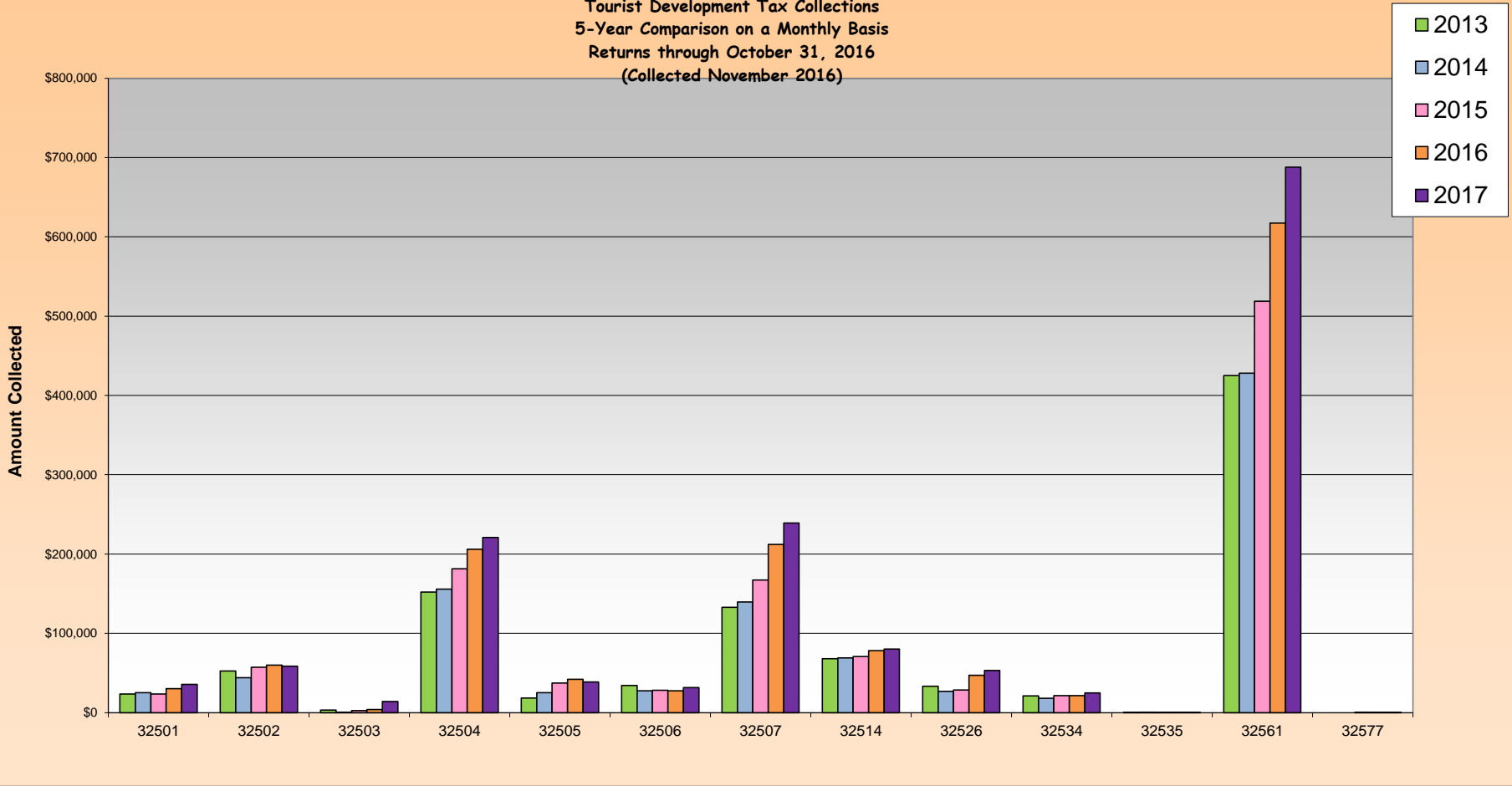
**FOUR PERCENT TOURIST DEVELOPMENT TAX COLLECTION DATA
 REPORTED IN FISCAL YEAR FORMAT
 ESCAMBIA COUNTY FLORIDA
 AS NOVEMBER 2016**

Zip Code	Fiscal Year 2017	Fiscal Year 2016	Difference	% Change
	YTD Collected	YTD Collected		
32501	35,682	30,176	5,506	18%
32502	58,630	59,975	(1,345)	-2%
32503	13,909	3,953	9,956	252%
32504	220,839	205,884	14,955	7%
32505	38,639	41,892	(3,253)	-8%
32506	31,672	27,516	4,156	15%
32507	238,931	212,004	26,927	13%
32514	80,226	78,166	2,060	3%
32526	53,267	47,038	6,229	13%
32534	24,769	21,447	3,322	15%
32535	334	115	219	190%
32561	687,885	617,273	70,612	11%
32562	-	-	-	0%
32577	100	50	50	100%
Total	\$ 1,484,883	\$ 1,345,489	139,394	10%

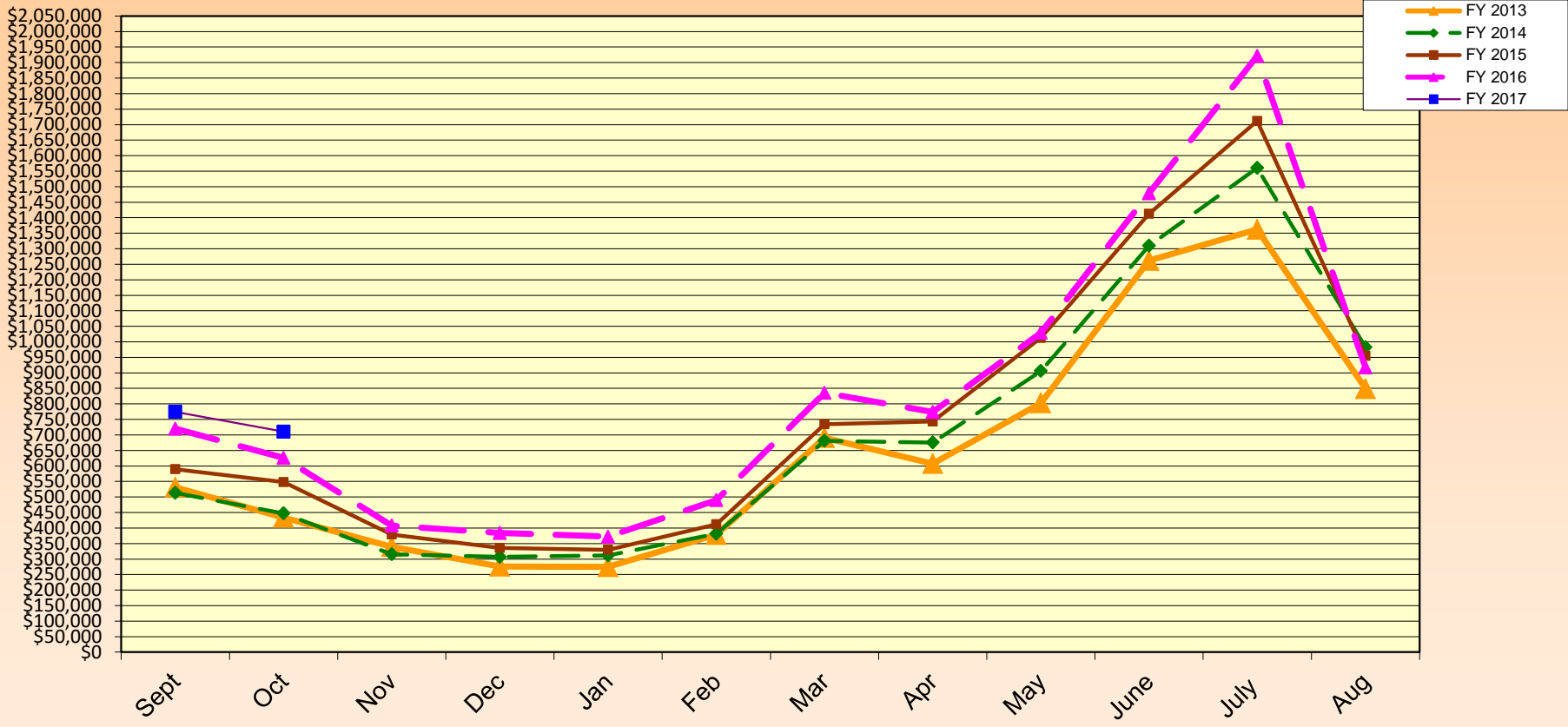
Tourist Development Tax Collections
5-Year Comparison
Returns through October 31, 2016 (Collected in November 2016)



Tourist Development Tax Collections
5-Year Comparison on a Monthly Basis
Returns through October 31, 2016
(Collected November 2016)



**TOURIST DEVELOPMENT TAX
5 YEAR TRENDLINE
FY 2012 - FY 2016**
Returns through October 31, 2016 (Collected in November 2016)



FOUR PERCENT TOURIST DEVELOPMENT TAX COLLECTION DATA
 ESCAMBIA COUNTY FLORIDA
 FISCAL YEAR 2017
 AS OF NOVEMBER 30, 2016

Month of Collection	Zip Code									
	32501		32502		32503		32504		32505	
	Downtown Area	% OF Total	Other Downtown Area	% OF Total	Cordova Mall & South Area	% OF Total	Davis & Scenic Hwy South of I-10 including Airport Area	% OF Total	South of Michigan Av East of Mobile Hwy West of Pace Blvd	% OF Total
10/16	19,380	3%	28,707	4%	7,582	1%	107,704	14%	18,717	2%
11/16	16,302	2%	29,923	4%	6,327	1%	113,135	16%	19,922	3%
Total	\$ 35,682	2%	\$ 58,630	4%	\$ 13,909	1%	\$ 220,839	15%	\$ 38,639	3%

Month of Collection	Zip Code									
	32506		32507		32514		32526		32534	
	Lillian Hwy & Highway 98 Area	% OF Total	Bayou Chico to Perdido Key South of Sorrento Area	% OF Total	Palafox & Scenic Hwy North of I-10 Area	% OF Total	Mobile Hwy North of Michigan Avenue Area	% OF Total	I-10 & Pensacola Blvd North Area	% OF Total
10/16	14,090	2%	127,015	16%	40,875	5%	26,793	3%	11,880	2%
11/16	17,582	2%	111,916	16%	39,350	6%	26,474	4%	12,889	2%
Total	\$ 31,672	2%	\$ 238,931	16%	\$ 80,226	5%	\$ 53,267	4%	\$ 24,769	2%

Month of Collection	Zip Code								Total Month	% OF Total
	32535		32561		32562		32577			
	Century (Other) Area	% OF Total	Pensacola Beach Area	% OF Total	Other	% OF Total	Molino Area	% OF Total		
10/16	105	0%	371,593	48%	-	0%	100	0%	774,542	100%
11/16	229	0%	316,292	45%		0%		0%	710,340	100%
Total	\$ 334	0%	\$ 687,885	46%	\$ -	0%	\$ 100	0%	\$ 1,484,883	100%

FOUR PERCENT TOURIST DEVELOPMENT TAX COLLECTION DATA
 ESCAMBIA COUNTY FLORIDA
 FISCAL YEAR 2016
 AS OF NOVEMBER 30, 2015

Month of Collection	Zip Code									
	32501		32502		32503		32504		32505	
	Downtown Area	% OF Total	Other Downtown Area	% OF Total	Cordova Mall & South Area	% OF Total	Davis & Scenic Hwy South of I-10 including Airport Area	% OF Total	South of Michigan Av East of Mobile Hwy West of Pace Blvd	% OF Total
10/15	13,893	2%	28,092	4%	1,582	0%	103,155	14%	23,955	3%
11/15	16,283	3%	31,883	5%	2,371	0%	102,729	16%	17,936	3%
Total	\$ 30,176	2%	\$ 59,975	4%	\$ 3,953	0%	\$ 205,884	15%	\$ 41,892	3%

Month of Collection	Zip Code									
	32506		32507		32514		32526		32534	
	Lillian Hwy & Highway 98 Area	% OF Total	Bayou Chico to Perdido Key South of Sorrento Area	% OF Total	Palafox & Scenic Hwy North of I-10 Area	% OF Total	Mobile Hwy North of Michigan Avenue Area	% OF Total	I-10 & Pensacola Blvd North Area	% OF Total
10/15	14,443	2%	118,367	16%	39,504	5%	22,562	3%	9,820	1%
11/15	13,073	2%	93,637	15%	38,662	6%	24,476	4%	11,627	2%
Total	\$ 27,516	2%	\$ 212,004	16%	\$ 78,166	6%	\$ 47,038	3%	\$ 21,447	2%

Month of Collection	Zip Code								Total Month	% OF Total
	32535		32561		32562		32577			
	Century (Other) Area	% OF Total	Pensacola Beach Area	% OF Total	Other	% OF Total	Molino Area	% OF Total		
10/15	115	0%	344,150	48%	-	0%	50	0%	719,690	100%
11/15	-	0%	273,123	44%	-	0%	-	0%	625,799	100%
Total	\$ 115	0%	\$ 617,273	46%	\$ -	0%	\$ 50	0%	\$ 1,345,489	100%

**Tourist Development Tax Collection Data
Reported in Fiscal Year Format
Escambia County Florida**

		THREE (3%) PERCENT TOURIST TAX DOLLARS COLLECTED 2008-2017									
Month Of Collection	For The Month Of	2008	2009	2010	2011	2012	2013	2014	2015	2016	2017
OCT	SEP	\$288,077	\$277,444	\$274,902	\$321,850	\$343,637	\$398,300	\$385,209	\$442,268	\$539,766	\$580,905
NOV	OCT	238,591	231,361	238,423	276,214	304,579	325,198	335,284	411,054	469,351	\$532,757
TOTAL		\$526,668	\$508,806	\$513,325	\$598,064	\$648,216	\$723,498	\$720,493	\$853,322	\$1,009,117	\$1,113,662

TOURIST DEVELOPMENT TAX COLLECTION DATA
 REPORTED IN FISCAL YEAR FORMAT
 ESCAMBIA COUNTY, FLORIDA

		ADDITIONAL ONE (1%) PERCENT TOURIST TAX DOLLARS COLLECTED 2008-2017									
Month Of Collection	For The Month Of	2008	2009	2010	2011	2012	2013	2014	2015	2016	2017
OCT	SEP	\$96,026	\$92,482	\$91,634	\$107,283	\$114,546	\$132,767	\$128,403	\$147,425	\$179,922	\$193,635
NOV	OCT	79,530	77,120	79,474	92,072	101,526	108,399	111,761	137,018	156,450	\$177,586
TOTAL		\$175,556	\$169,602	\$171,108	\$199,355	\$216,072	\$241,166	\$240,164	\$284,443	\$336,372	\$371,221