



Pam Childers

Clerk of the Circuit Court and Comptroller, Escambia County

Clerk of Courts • County Comptroller • Clerk of the Board of County Commissioners • Recorder • Auditor

MEMORANDUM

TO: Honorable Board of County Commissioners

DATE: December 1, 2015

SUBJECT: Tourist Development Tax (TDT) Collections

RECOMMENDATION:

That the Board accepts, for filing with the Board's Minutes, the Tourist Development Tax (TDT) Collections Data for the October 2015 returns received in the month of November 2015, as prepared by the Finance Department of the Clerk and Comptroller's Office. This is the second month of collections for the fiscal year 2016.

- ✓ Total collected for the month of October 2015 returns was \$625,801.30. This is a 14.18% increase over the October 2014 returns.
- ✓ Total collections year to date are 18.26% more than the comparable time frame in Fiscal Year 2015.

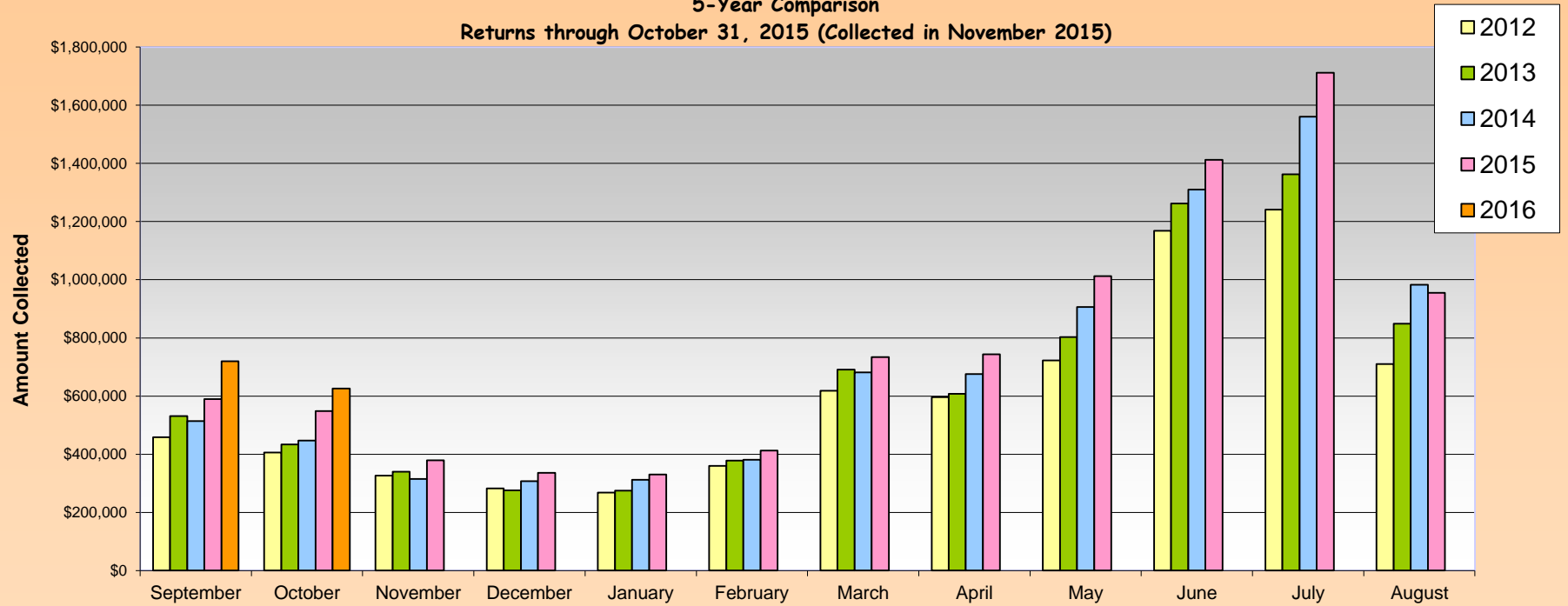
Please feel free to call me if you have any questions.

PC/bhw

**FOUR PERCENT TOURIST DEVELOPMENT TAX COLLECTION DATA
 REPORTED IN FISCAL YEAR FORMAT
 ESCAMBIA COUNTY FLORIDA
 AS OF NOVEMBER 2015**

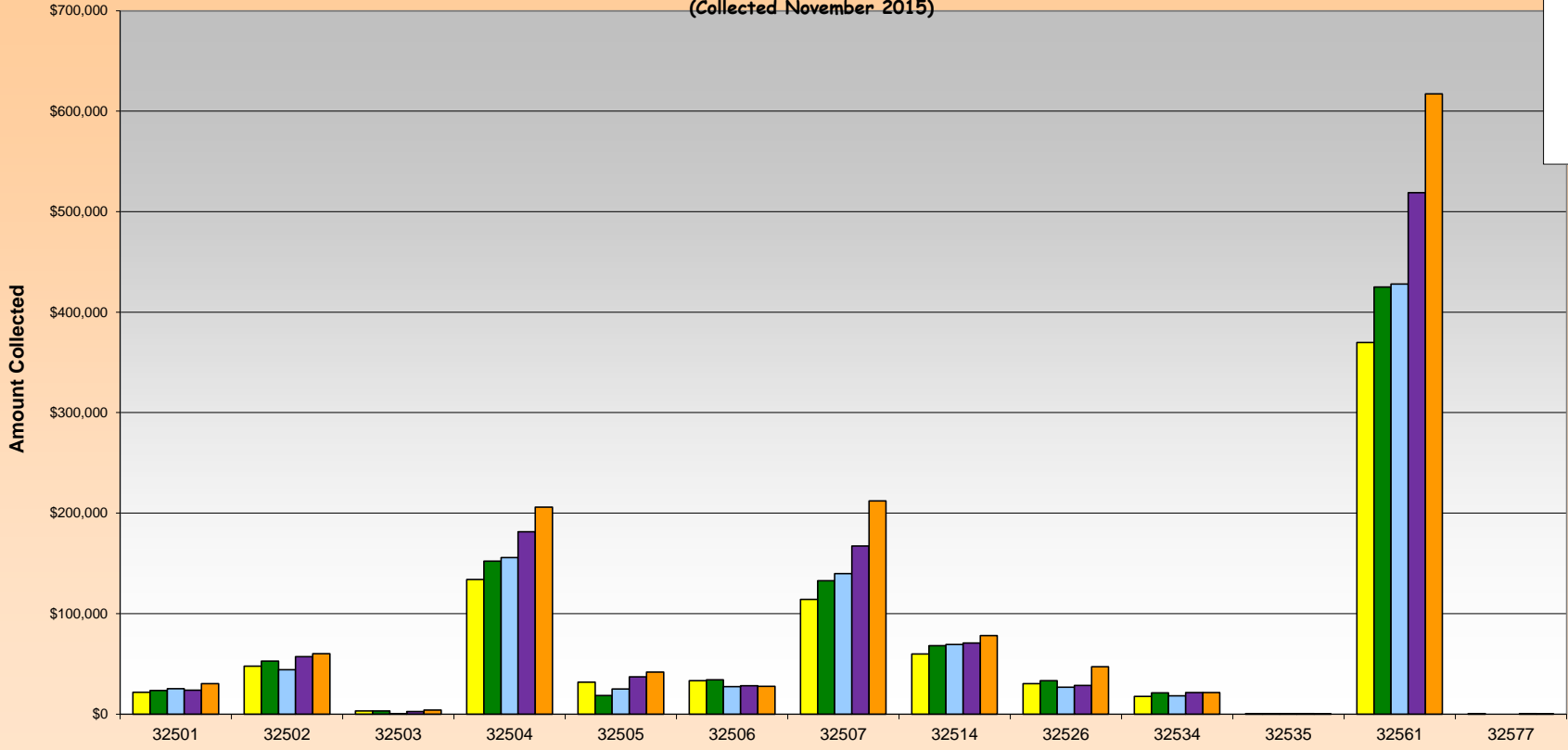
Zip Code	Fiscal Year 2016 YTD Collected	Fiscal Year 2015 YTD Collected	Difference	% Change
32501	30,176	23,657	6,519	28%
32502	59,975	57,142	2,833	5%
32503	3,953	2,509	1,444	58%
32504	205,884	181,635	24,249	13%
32505	41,893	37,180	4,713	13%
32506	27,516	28,086	(570)	-2%
32507	212,004	167,246	44,758	27%
32514	78,168	70,688	7,480	11%
32526	47,039	28,396	18,643	66%
32534	21,446	21,542	(96)	0%
32535	115	337	(222)	-66%
32561	617,270	518,929	98,341	19%
32562	-	-	-	0%
32577	50	415	(365)	0%
Total	\$ 1,345,489	\$ 1,137,762	\$ 207,727	18%

Tourist Development Tax Collections
5-Year Comparison
Returns through October 31, 2015 (Collected in November 2015)

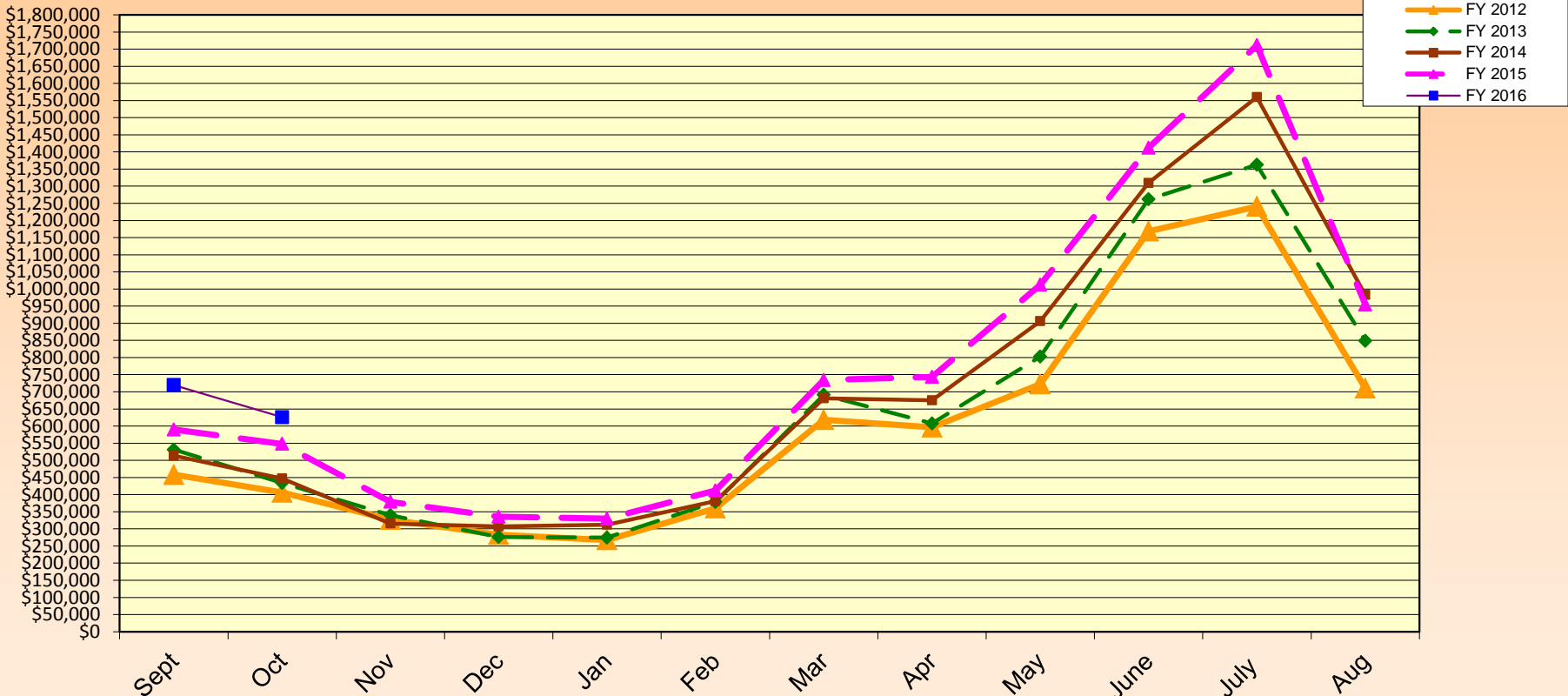


Tourist Development Tax Collections
5-Year Comparison on a Monthly Basis
Returns through October 31, 2015
(Collected November 2015)

- 2012
- 2013
- 2014
- 2015
- 2016



**TOURIST DEVELOPMENT TAX
5 YEAR TRENDLINE
FY 2012 - FY 2016**
Returns through October 31, 2015 (Collected in November 2015)



FOUR PERCENT TOURIST DEVELOPMENT TAX COLLECTION DATA
 ESCAMBIA COUNTY FLORIDA
 FISCAL YEAR 2016
 AS OF NOVEMBER 30, 2015

Month of Collection	Zip Code									
	32501		32502		32503		32504		32505	
	Downtown Area	% OF Total	Other Downtown Area	% OF Total	Cordova Mall & South Area	% OF Total	Davis & Scenic Hwy South of I-10 including Airport Area	% OF Total	South of Michigan Av East of Mobile Hwy West of Pace Blvd	% OF Total
10/15	13,893	2%	28,093	4%	1,582	0%	103,155	14%	23,956	3%
11/15	16,283	3%	31,882	5%	2,371	0%	102,729	16%	17,937	3%
Total	\$ 30,176	2%	\$ 59,975	4%	\$ 3,953	0%	\$ 205,884	15%	\$ 41,893	3%

Month of Collection	Zip Code									
	32506		32507		32514		32526		32534	
	Lillian Hwy & Highway 98 Area	% OF Total	Bayou Chico to Perdido Key South of Sorrento Area	% OF Total	Palafox & Scenic Hwy North of I-10 Area	% OF Total	Mobile Hwy North of Michigan Avenue Area	% OF Total	I-10 & Pensacola Blvd North Area	% OF Total
10/15	14,443	2%	118,367	16%	39,504	5%	22,562	3%	9,819	1%
11/15	13,073	2%	93,636	15%	38,664	6%	24,477	4%	11,627	2%
Total	\$ 27,516	2%	\$ 212,004	16%	\$ 78,168	6%	\$ 47,039	3%	\$ 21,446	2%

Month of Collection	Zip Code								Total Month	% OF Total
	32535		32561		32562		32577			
	Century (Other) Area	% OF Total	Pensacola Beach Area	% OF Total	Other	% OF Total	Molino Area	% OF Total		
10/15	115	0%	344,147	48%	-	0%	50	0%	719,688	100%
11/15	-	0%	273,123	44%	-	0%	-	0%	625,801	100%
Total	\$ 115	0%	\$ 617,270	46%	\$ -	0%	\$ 50	0%	\$ 1,345,489	100%

FOUR PERCENT TOURIST DEVELOPMENT TAX COLLECTION DATA
 ESCAMBIA COUNTY FLORIDA
 FISCAL YEAR 2015
 AS OF NOVEMBER 30, 2014

Month of Collection	Zip Code									
	32501		32502		32503		32504		32505	
	Downtown Area	% OF Total	Other Downtown Area	% OF Total	Cordova Mall & South Area	% OF Total	Davis & Scenic Hwy South of I-10 including Airport Area	% OF Total	South of Michigan Av East of Mobile Hwy West of Pace Blvd	% OF Total
10/14	12,081	2%	28,345	5%	1,001	0%	90,113	15%	17,610	3%
11/14	11,576	2%	28,797	5%	1,508	0%	91,522	17%	19,570	4%
Total	\$ 23,657	2%	\$ 57,142	5%	\$ 2,509	0%	\$ 181,635	16%	\$ 37,180	3%

Month of Collection	Zip Code									
	32506		32507		32514		32526		32534	
	Lillian Hwy & Highway 98 Area	% OF Total	Bayou Chico to Perdido Key South of Sorrento Area	% OF Total	Palafox & Scenic Hwy North of I-10 Area	% OF Total	Mobile Hwy North of Michigan Avenue Area	% OF Total	I-10 & Pensacola Blvd North Area	% OF Total
10/14	13,395	2%	91,990	16%	34,533	6%	13,979	2%	10,808	2%
11/14	14,690	3%	75,256	14%	36,155	7%	14,417	3%	10,733	2%
Total	\$ 28,086	2%	\$ 167,246	15%	\$ 70,688	6%	\$ 28,396	2%	\$ 21,542	2%

Month of Collection	Zip Code								Total Month	% OF Total
	32535		32561		32562		32577			
	Century (Other) Area	% OF Total	Pensacola Beach Area	% OF Total	Other	% OF Total	Molino Area	% OF Total		
10/14	124	0%	275,711	47%	-	0%	-	0%	589,690	100%
11/14	213	0%	243,219	44%	-	0%	415	0%	548,072	100%
Total	\$ 337	0%	\$ 518,929	46%	\$ -	0%	\$ 415	0%	\$ 1,137,762	100%

**Tourist Development Tax Collection Data
Reported in Fiscal Year Format
Escambia County Florida**

		THREE (3%) PERCENT TOURIST TAX DOLLARS COLLECTED 2007-2016									
Month Of Collection	For The Month Of	2007	2008	2009	2010	2011	2012	2013	2014	2015	2016
OCT	SEP	\$245,125	\$288,077	\$277,444	\$274,902	\$321,850	\$343,637	\$398,300	\$385,209	\$442,268	\$539,766
NOV	OCT	224,646	238,591	231,361	238,423	276,214	304,579	325,198	335,284	411,054	469,351
TOTAL		\$469,771	\$526,668	\$508,806	\$513,325	\$598,064	\$648,216	\$723,498	\$720,493	\$853,322	\$1,009,117

TOURIST DEVELOPMENT TAX COLLECTION DATA
 REPORTED IN FISCAL YEAR FORMAT
 ESCAMBIA COUNTY, FLORIDA

		ADDITIONAL ONE (1%) PERCENT TOURIST TAX DOLLARS COLLECTED 2007-2016									
Month Of Collection	For The Month Of	2007	2008	2009	2010	2011	2012	2013	2014	2015	2016
OCT	SEP	\$81,708	\$96,026	\$92,482	\$91,634	\$107,283	\$114,546	\$132,767	\$128,403	\$147,422	\$179,922
NOV	OCT	74,882	79,530	77,120	79,474	92,072	101,526	108,399	111,761	137,018	156,450
TOTAL		\$156,590	\$175,556	\$169,602	\$171,108	\$199,355	\$216,072	\$241,166	\$240,164	\$284,440	\$336,372