



Pam Childers

Clerk of the Circuit Court and Comptroller, Escambia County

Clerk of Courts • County Comptroller • Clerk of the Board of County Commissioners • Recorder • Auditor

MEMORANDUM

TO: Honorable Board of County Commissioners

FROM: Honorable Pam Childers, CPA, CGFO

Pam Childers
Clerk of the Circuit Court and Comptroller

DATE: January 8, 2013

SUBJECT: Tourist Development Tax (TDT) Collections

ERIN LEE MAGAHA
CLERK OF CIRCUIT COURT
ESCAMBIA COUNTY, FL
2013 JAN -9 P 2:58
CLERK OF THE BOARD OF
COUNTY COMMISSIONERS

RECOMMENDATION:

That the Board accepts, for filing with the Board's Minutes, the Tourist Development Tax (TDT) Collections Data for the November 2012 returns received in the month of December 2012, as prepared by the Finance Department of the Clerk and Comptroller's Office. This is the third month of collection for the fiscal year 2013.

- ✓ Total collected for the November 2012 returns was \$339,864. This is a 4.11% increase over the November 2011 returns.
- ✓ Total collections year to date are 9.56% higher than the comparable time frame in Fiscal Year 2012.

Please feel free to call me if you have any questions.

PC/PLS/nac

FOUR PERCENT TOURIST DEVELOPMENT TAX COLLECTION DATA
 REPORTED IN FISCAL YEAR FORMAT
 ESCAMBIA COUNTY FLORIDA
 AS OF DECEMBER 2012

Zip Code	Fiscal Year 2013	Fiscal Year 2012	Difference	% Change
	YTD Collected	YTD Collected		
32501	33,337	31,939	1,398	4%
32502	75,434	71,337	4,097	6%
32503	5,249	4,944	305	6%
32504	225,154	199,586	25,568	13%
32505	28,705	48,802	(20,097)	-41%
32506	47,121	47,644	(523)	-1%
32507	163,274	141,410	21,864	15%
32514	102,846	88,938	13,908	16%
32526	47,371	46,062	1,309	3%
32534	33,717	26,061	7,656	29%
32535	479	662	(183)	-28%
32561	541,842	482,940	58,902	12%
32562	-	-	-	0%
32577	-	425	(425)	100%
Total	\$ 1,304,529	\$ 1,190,750	\$ 113,779	10%

FOUR PERCENT TOURIST DEVELOPMENT TAX COLLECTION DATA
 ESCAMBIA COUNTY FLORIDA
 FISCAL YEAR 2013
 AS OF DECEMBER 31 2012

Month of Collection	Zip Code									
	32501		32502		32503		32504		32505	
	Downtown Area	% OF Total	Other Downtown Area	% OF Total	Cordova Mall & South Area	% OF Total	Davis & Scenic Hwy South of I-10 including Airport Area	% OF Total	South of Michigan Av East of Mobile Hwy West of Pace Blvd	% OF Total
10/12	12,661	2%	27,713	5%	1,528	0%	73,197	14%	9,599	2%
11/12	11,148	3%	24,962	6%	1,704	0%	78,929	18%	8,936	2%
12/12	9,528	3%	22,759	7%	2,017	1%	73,028	21%	10,171	3%
Total	\$ 33,337	3%	\$ 75,434	6%	\$ 5,249	0%	\$ 225,154	17%	\$ 28,705	2%

Month of Collection	Zip Code									
	32506		32507		32514		32526		32534	
	Lillian Hwy & Highway 98 Area	% OF Total	Bayou Chico to Perdido Key South of Sorrento Area	% OF Total	Palafox & Scenic Hwy North of I-10 Area	% OF Total	Mobile Hwy North of Michigan Avenue Area	% OF Total	I-10 & Pensacola Blvd North Area	% OF Total
10/12	15,753	3%	83,654	16%	33,847	6%	15,553	3%	9,695	2%
11/12	18,431	4%	49,162	11%	34,114	8%	17,748	4%	11,369	3%
12/12	12,937	4%	30,458	9%	34,884	10%	14,070	4%	12,653	4%
Total	\$ 47,121	4%	\$ 163,274	13%	\$ 102,846	8%	\$ 47,371	4%	\$ 33,717	3%

Month of Collection	Zip Code								Total Month	% OF Total
	32535		32561		32562		32577			
	Century (Other) Area	% OF Total	Pensacola Beach Area	% OF Total	Other	% OF Total	Molino Area	% OF Total		
10/12	110	0%	247,757	47%	-	0%	-	0%	531,066	100%
11/12	267	0%	176,827	41%	-	0%	-	0%	433,598	100%
12/12	102	0%	117,258	35%	-	0%	-	0%	339,864	100%
Total	\$ 479	0%	\$ 541,842	42%	\$ -	0%	\$ -	0%	\$ 1,304,529	100%

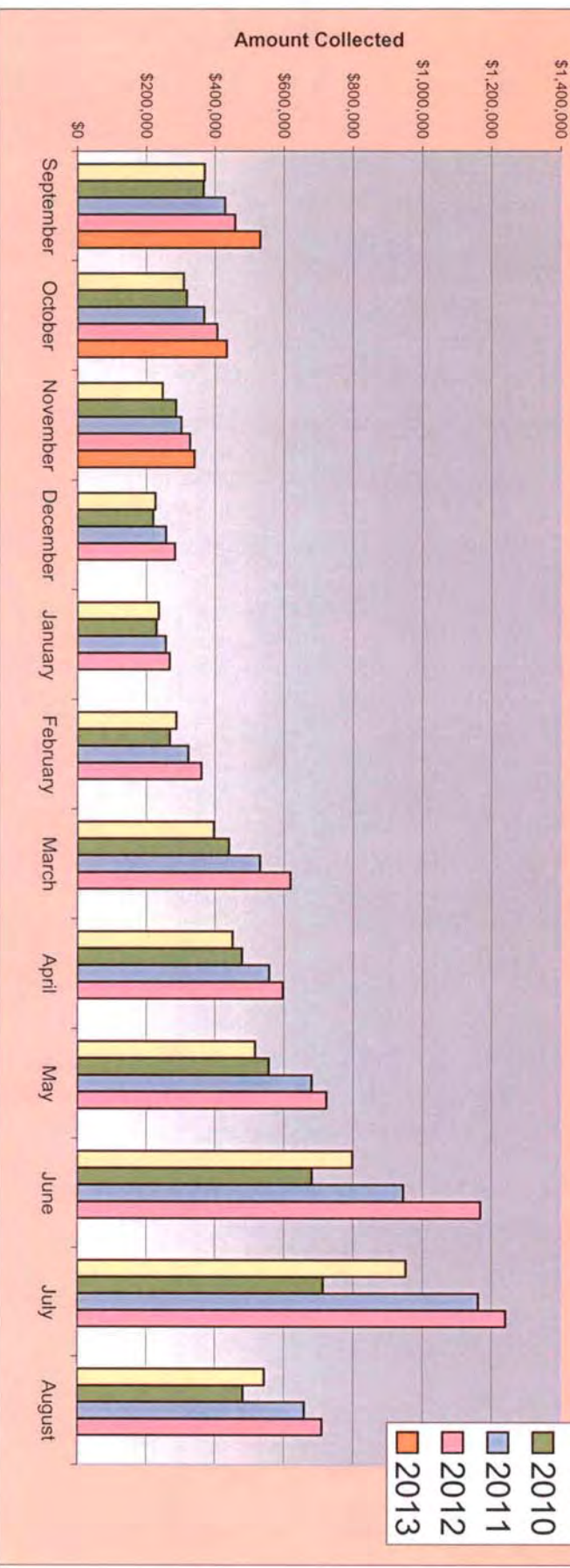
FOUR PERCENT TOURIST DEVELOPMENT TAX COLLECTION DATA
 ESCAMBIA COUNTY FLORIDA
 FISCAL YEAR 2012
 AS OF DECEMBER 31, 2011

Month of Collection	Zip Code									
	32501		32502		32503		32504		32505	
	Downtown Area	% OF Total	Other Downtown Area	% OF Total	Cordova Mall & South Area	% OF Total	Davis & Scenic Hwy South of I-10 including Airport Area	% OF Total	South of Michigan Av East of Mobile Hwy West of Pace Blvd	% OF Total
10/11	10,252	2%	21,587	5%	1,621	0%	66,469	15%	18,229	4%
11/11	11,569	3%	26,077	6%	1,654	0%	67,517	17%	13,639	3%
12/11	10,117	3%	23,673	7%	1,669	1%	65,599	20%	16,934	5%
Total	\$ 31,939	3%	\$ 71,337	6%	\$ 4,944	0%	\$ 199,586	17%	\$ 48,802	4%

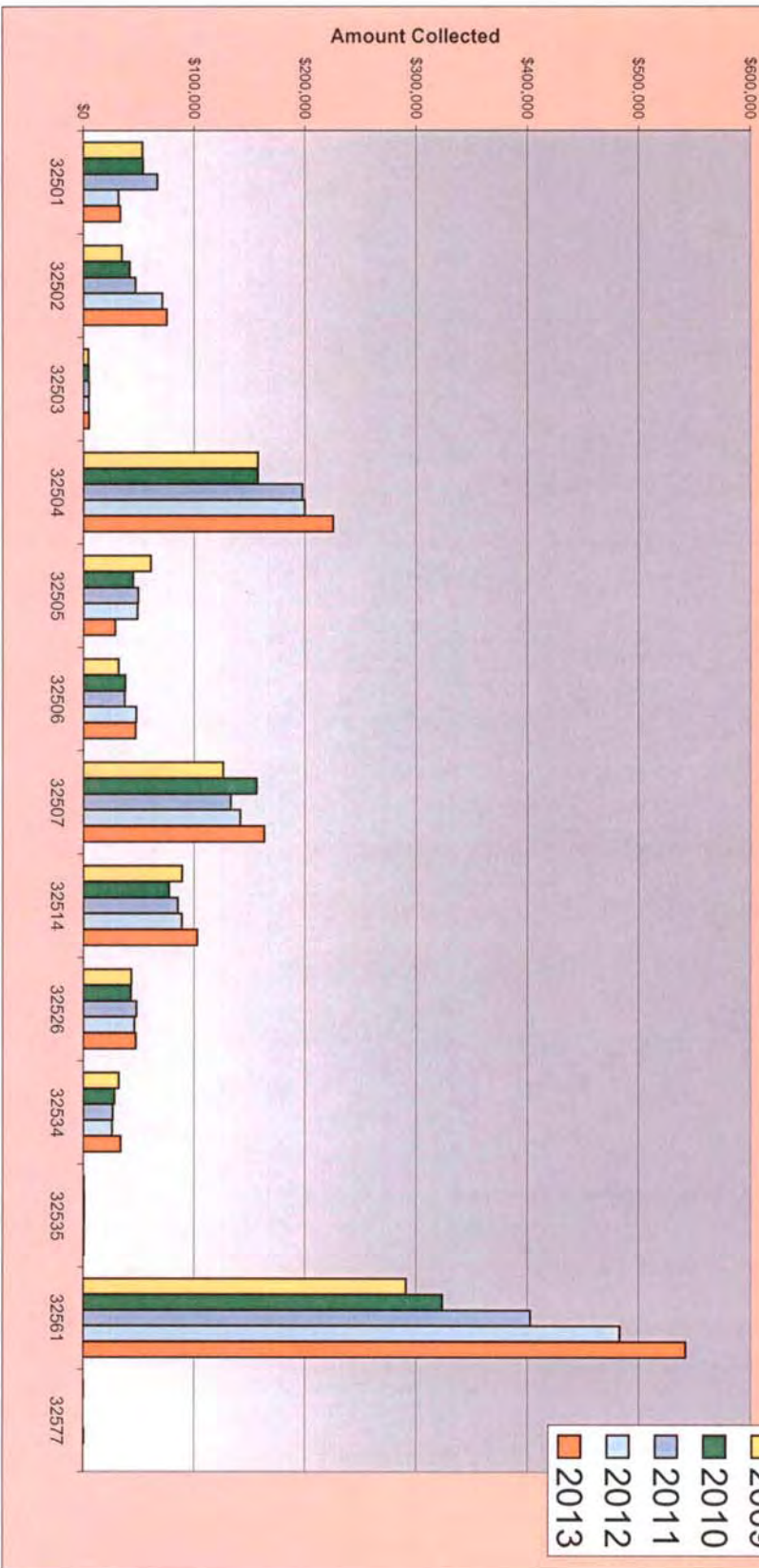
Month of Collection	Zip Code									
	32506		32507		32514		32526		32534	
	Lillian Hwy & Highway 98 Area	% OF Total	Bayou Chico to Perdido Key South of Sorrento Area	% OF Total	Palafox & Scenic Hwy North of I-10 Area	% OF Total	Mobile Hwy North of Michigan Avenue Area	% OF Total	I-10 & Pensacola Blvd North Area	% OF Total
10/11	18,032	4%	68,744	15%	29,674	6%	15,323	3%	8,636	2%
11/11	15,074	4%	45,371	11%	30,181	7%	15,055	4%	8,914	2%
12/11	14,538	4%	27,295	8%	29,083	9%	15,684	5%	8,510	3%
Total	\$ 47,644	4%	\$ 141,410	12%	\$ 88,938	7%	\$ 46,062	4%	\$ 26,061	2%

Month of Collection	Zip Code								Total Month	% OF Total
	32535		32561		32562		32577			
	Century (Other) Area	% OF Total	Pensacola Beach Area	% OF Total	Other	% OF Total	Molino Area	% OF Total		
10/11	162	0%	199,210	43%	-	0%	244	0%	458,183	100%
11/11	359	0%	170,514	42%	-	0%	180	0%	406,106	100%
12/11	141	0%	113,216	35%	-	0%	1	0%	326,460	100%
Total	\$ 662	0%	\$ 482,940	41%	\$ -	0%	\$ 425	0%	\$ 1,190,750	100%

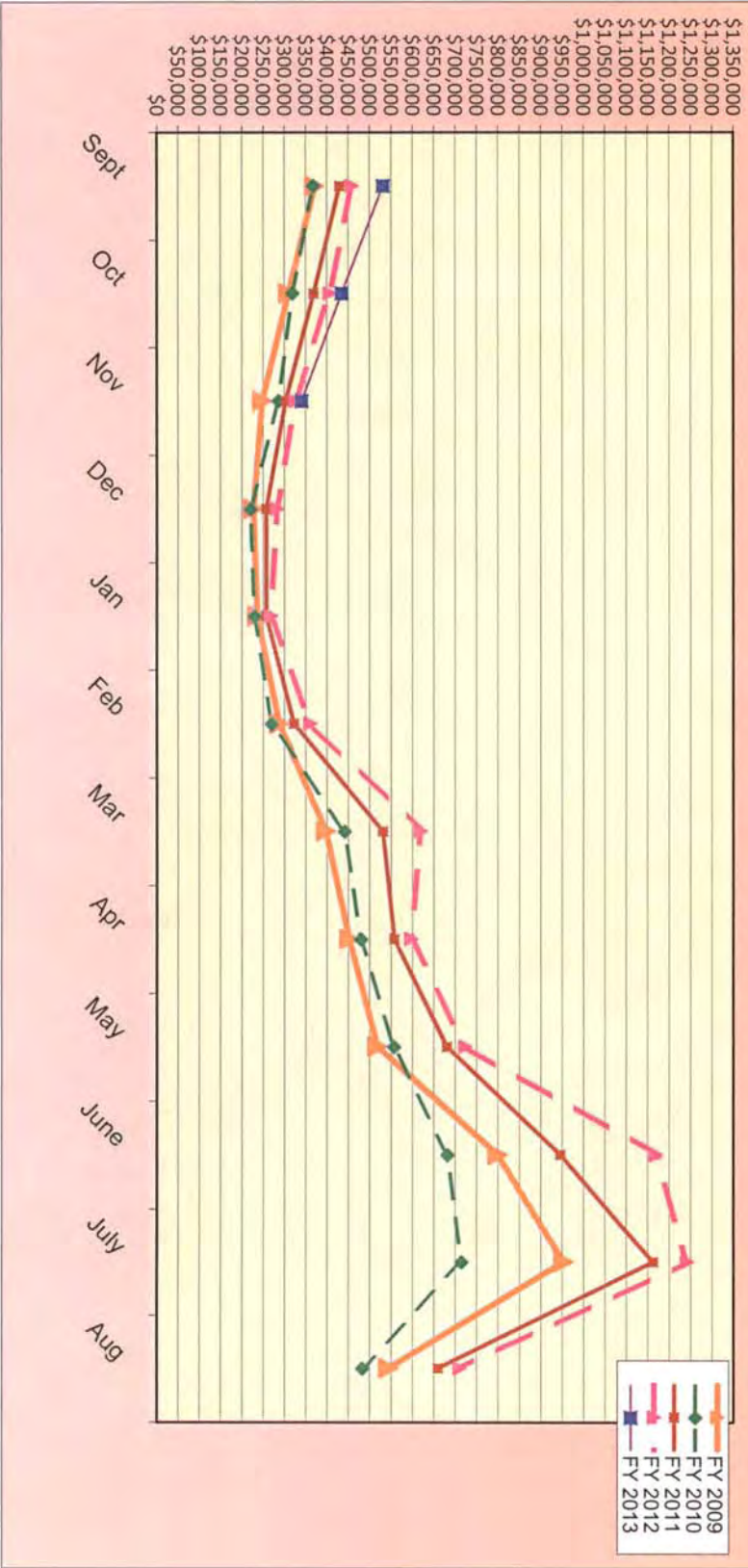
Tourist Development Tax Collections
5-Year Comparison
Returns through November 30, 2012



Tourist Development Tax Collections
 5-Year Comparison on a Monthly Basis
 September thru November Returns



**TOURIST DEVELOPMENT TAX
5 YEAR TRENDLINE
FY 2009 - FY 2013
Returns through November 30, 2012**



Tourist Development Tax Collection Data
 Reported in Fiscal Year Format
 Escambia County Florida

THREE (3%) PERCENT TOURIST TAX DOLLARS COLLECTED 2004-2013												
Month Of Collection	For The Month Of	2004	2005	2006	2007	2008	2009	2010	2011	2012	2013	
OCT	SEP	\$224,446	\$248,504	\$302,728	\$245,125	\$288,077	\$277,444	\$274,902	\$321,850	\$343,637	\$398,300	
NOV	OCT	211,517	232,619	262,261	224,646	238,591	231,361	238,423	276,214	304,579	325,198	
DEC	NOV	182,428	214,278	229,491	212,939	206,205	185,367	214,475	226,459	244,845	254,898	
TOTAL		\$618,390	\$695,401	\$794,480	\$682,710	\$732,873	\$694,173	\$727,800	\$824,524	\$893,061	\$978,396	

TOURIST DEVELOPMENT TAX COLLECTION DATA
REPORTED IN FISCAL YEAR FORMAT
ESCAMBIA COUNTY, FLORIDA

ADDITIONAL ONE (1%) PERCENT TOURIST TAX DOLLARS COLLECTED 2004-2013												
Month Of Collection	For The Month Of	2004	2005	2006	2007	2008	2009	2010	2011	2012	2013	
		OCT	SEP	\$72,025	\$80,772	\$100,760	\$61,708	\$96,026	\$92,482	\$91,634	\$107,283	\$114,546
NOV	OCT	68,243	77,125	87,266	74,882	79,530	77,120	79,474	92,072	101,526	108,399	
DEC	NOV	59,544	71,106	76,287	70,980	68,735	61,789	71,492	75,487	81,615	84,986	
	TOTAL	\$199,813	\$229,002	\$264,313	\$227,570	\$244,291	\$231,391	\$242,600	\$274,841	\$297,687	\$326,132	