



ERNIE LEE MAGAHA
CLERK OF THE CIRCUIT COURT & COMPTROLLER
ESCAMBIA COUNTY, FLORIDA

♦ AUDITOR ♦ ACCOUNTANT ♦ EX-OFFICIO CLERK TO THE BOARD ♦ CUSTODIAN OF COUNTY FUNDS ♦

EXECUTIVE ADMINISTRATION/LEGAL DIVISION
ACCOUNTING DIVISION
APPEALS DIVISION
ARCHIVES AND RECORDS
CENTURY DIVISION
CHILD SUPPORT
CLERK TO THE BOARD
COUNTY CIVIL
COUNTY CRIMINAL
COURT DIVISION
CIRCUIT CIVIL
CIRCUIT CRIMINAL
DOMESTIC RELATIONS
FAMILY LAW

FINANCE
JURY ASSEMBLY
GUARDIANSHIP
HUMAN RESOURCES
JUVENILE DIVISION
MARRIAGE
MENTAL HEALTH
MANAGEMENT INFORMATION SYSTEMS
OFFICIAL RECORDS
OPERATIONAL SERVICES
PROBATE DIVISION
TRAFFIC DIVISION
TREASURY

MEMORANDUM

TO: Honorable Board of County Commissioners

FROM: Ernie Lee Magaha
Clerk of the Circuit Court and Comptroller

By: Patricia L. Sheldon
Patricia L. Sheldon, CPA, CGFO, CPFO
Administrator for Financial Services
Clerk of the Circuit Court & Comptroller

2009 OCT - 9 A 9 10
CLERK OF THE CIRCUIT COURT OF ESCAMBIA COUNTY

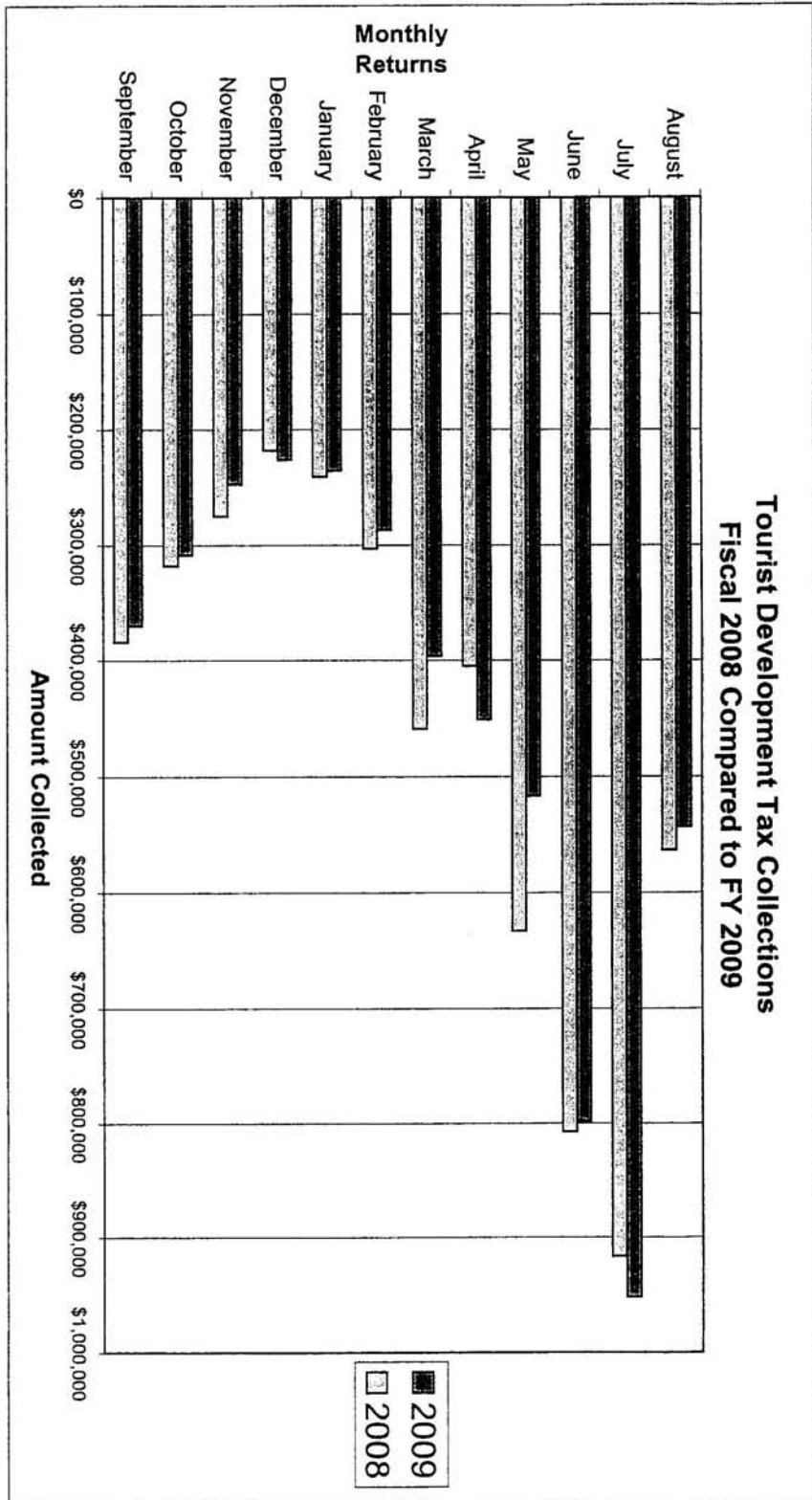
DATE: October 8, 2009

SUBJECT: Tourist Development Tax (TDT) Collections


RECOMMENDATION:

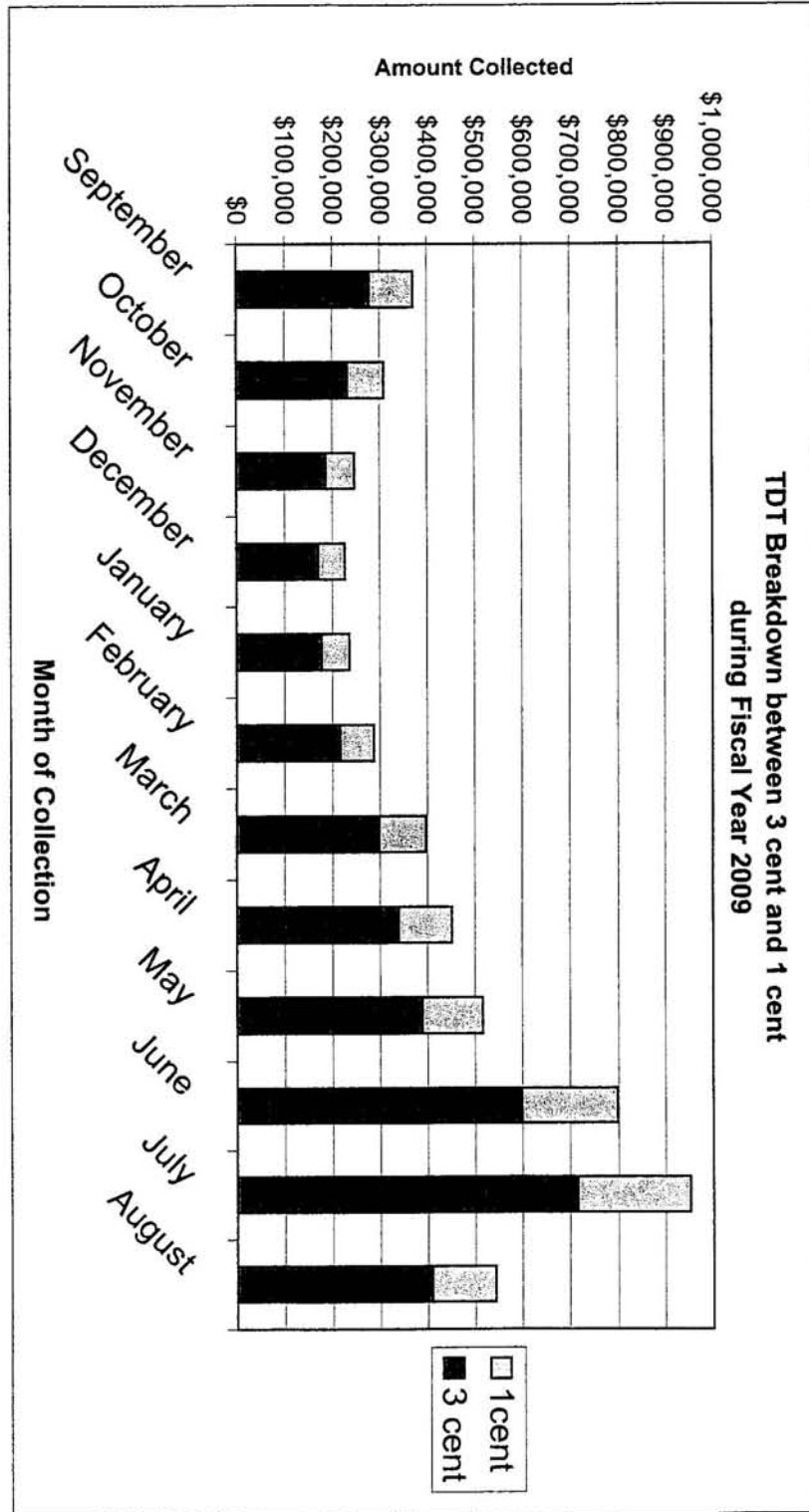
That the Board accepts, for filing with the Board's Minutes, the Tourist Development Tax Collections Data for Fiscal 2009. This report includes the August 2009 returns received in the month of September 2009, as prepared by the Finance Department of the Clerk's & Comptroller's Office. The twelve months revenue collected for the fiscal year reflects 96% of the budgeted revenue for fiscal 2009.

PLS/nac



TOURIST DEVELOPMENT TAX 2 YEAR TRENDLINE





FOUR PERCENT TOURIST DEVELOPMENT TAX COLLECTION DATA
 REPORTED IN FISCAL YEAR FORMAT
 ESCAMBIA COUNTY FLORIDA
 AS OF SEPTEMBER 30, 2009

Zip Code	Fiscal Year 2009	Fiscal Year 2008	Difference	% Change
	YTD Collected 10/08 - 09/09	YTD Collected 10/07 - 09/08		
32501	249,845	289,990	(40,146)	-14%
32502	162,186	145,688	16,498	11%
32503	21,050	22,813	(1,763)	-8%
32504	716,657	791,232	(74,576)	-9%
32505	298,588	339,721	(41,133)	-12%
32506	119,444	142,414	(22,970)	-16%
32507	956,578	972,983	(16,405)	-2%
32514	408,303	458,010	(49,706)	-11%
32526	205,889	196,569	9,320	5%
32534	133,401	125,273	8,128	6%
32535	2,351	2,616	(266)	-10%
32561	2,056,815	2,035,184	21,631	1%
32562	-	481	(481)	0%
32577	891	1,185	(294)	-25%
Total	\$ 5,331,997	\$ 5,524,159	\$ (192,163)	-3%

FOUR PERCENT TOURIST DEVELOPMENT TAX COLLECTION DATA
ESCAMBIA COUNTY FLORIDA
FISCAL YEAR 2009
AS OF SEPTEMBER 30, 2009

Month of Collection	Zip Code									
	32501		32502		32503		32504		32505	
	Downtown Area	% OF Total	Other Downtown Area	% OF Total	Cordova Mall & South Area	% OF Total	Davis & Scenic Hwy South of I-10 including Airport Area	% OF Total	South of Michigan Av East of Mobile Hwy West of Pace Blvd	% OF Total
10/08	20,590	6%	11,372	3%	1,363	0%	52,515	14%	24,441	7%
11/08	16,571	5%	12,584	4%	1,867	1%	54,431	18%	18,213	6%
12/08	16,437	7%	10,823	4%	1,568	1%	50,475	20%	18,280	7%
01/09	12,948	6%	9,171	4%	882	0%	51,865	23%	14,971	7%
02/09	12,553	5%	10,335	4%	1,813	1%	49,358	21%	33,338	14%
03/09	15,857	6%	12,955	5%	1,324	0%	52,768	18%	17,915	6%
04/09	21,952	6%	12,637	3%	2,585	1%	65,252	16%	25,226	6%
05/09	21,140	5%	16,009	4%	1,945	0%	59,250	13%	13,737	3%
06/09	26,392	5%	15,728	3%	2,314	0%	68,430	13%	22,179	4%
07/09	28,593	4%	17,194	2%	1,501	0%	73,012	9%	45,175	6%
08/09	34,068	4%	19,138	2%	1,913	0%	76,677	8%	42,282	4%
09/09	22,744	4%	14,240	3%	1,973	0%	62,623	12%	22,832	4%
Total	\$ 249,845	5%	162,186	3%	\$ 21,050	0%	\$ 716,657	13%	\$ 298,588	6%

Month of Collection	Zip Code									
	32506		32507		32514		32526		32534	
	Lillian Hwy & Highway 98 Area	% OF Total	Bayou Chico to Perdido Key South of Sorrento Area	% OF Total	Palafox & Scenic Hwy North of I-10 Area	% OF Total	Mobile Hwy North of Michigan Avenue Area	% OF Total	I-10 & Pensacola Blvd North Area	% OF Total
10/08	14,372	4%	66,766	18%	29,372	8%	14,035	4%	10,241	3%
11/08	9,377	3%	36,273	12%	31,245	10%	18,861	6%	11,805	4%
12/08	8,150	3%	22,998	9%	28,439	12%	10,346	4%	9,925	4%
01/09	6,977	3%	20,743	9%	21,696	10%	19,598	9%	10,167	4%
02/09	4,546	2%	24,549	10%	28,158	12%	9,920	4%	7,881	3%
03/09	12,430	4%	36,550	13%	26,862	9%	18,742	7%	8,646	3%
04/09	9,055	2%	62,569	16%	31,066	8%	17,494	4%	10,736	3%
05/09	8,805	2%	70,568	16%	58,812	13%	15,865	4%	10,325	2%
06/09	9,639	2%	83,475	16%	35,142	7%	18,458	4%	11,805	2%
07/09	10,729	1%	185,931	23%	39,465	5%	21,457	3%	13,894	2%
08/09	9,585	1%	223,365	23%	44,613	5%	24,571	3%	16,072	2%
09/09	15,780	3%	122,791	23%	33,434	6%	16,542	3%	11,905	2%
Total	\$ 119,444	2%	\$ 956,578	18%	\$ 408,303	8%	\$ 205,889	4%	\$ 133,401	3%

Month of Collection	Zip Code								Total Month	% OF Total
	32535		32561		32562		32577			
	Century (Other) Area	% OF Total	Pensacola Beach Area	% OF Total	Other	% OF Total	Molino Area	% OF Total		
10/08	159	0%	124,530	34%	-	0%	168	0%	369,926	100%
11/08	286	0%	96,952	31%	-	0%	17	0%	308,482	100%
12/08	189	0%	69,480	28%	-	0%	45	0%	247,156	100%
01/09	128	0%	57,125	25%	-	0%	39	0%	226,312	100%
02/09	150	0%	52,995	22%	-	0%	101	0%	235,697	100%
03/09	156	0%	82,574	29%	-	0%	64	0%	286,841	100%
04/09	243	0%	137,380	35%	-	0%	67	0%	396,260	100%
05/09	162	0%	174,407	39%	-	0%	-	0%	451,024	100%
06/09	271	0%	222,851	43%	-	0%	-	0%	516,684	100%
07/09	282	0%	360,646	45%	-	0%	346	0%	798,223	100%
08/09	148	0%	459,706	48%	-	0%	22	0%	952,160	100%
09/09	176	0%	218,170	40%	-	0%	22	0%	543,233	100%
Total	\$ 2,351	0%	\$ 2,056,815	39%	\$ -	0%	\$ 891	0%	5,331,997	100%

FOUR PERCENT TOURIST DEVELOPMENT TAX COLLECTION DATA
 ESCAMBIA COUNTY FLORIDA
 FISCAL YEAR 2008
 AS OF SEPTEMBER 2008

Month of Collection	Zip Code									
	32501		32502		32503		32504		32505	
	Downtown Area	% OF Total	Other Downtown Area	% OF Total	Cordova Mall & South Area	% OF Total	Davis & Scenic Hwy South of I-10 including Airport Area	% OF Total	South of Michigan Av East of Mobile Hwy West of Pace Blvd	% OF Total
10/07	22,958	6%	10,556	3%	1,706	0%	70,941	18%	32,046	8%
11/07	21,715	7%	10,204	3%	2,200	1%	63,768	20%	22,189	7%
12/07	21,279	8%	10,207	4%	1,890	1%	59,224	22%	24,410	9%
01/08	16,112	7%	8,313	4%	728	0%	57,683	26%	16,484	8%
02/08	18,350	8%	10,783	4%	1,704	1%	54,944	23%	17,387	7%
03/08	19,818	7%	10,893	4%	1,692	1%	54,402	18%	41,501	14%
04/08	23,661	5%	12,586	3%	2,894	1%	73,129	16%	30,367	7%
05/08	26,992	7%	14,151	3%	1,675	0%	69,814	17%	17,801	4%
06/08	31,981	5%	15,236	2%	2,208	0%	70,688	11%	21,306	3%
07/08	30,522	4%	13,555	2%	1,573	0%	71,761	9%	54,567	7%
08/08	32,108	4%	15,059	2%	2,688	0%	77,923	9%	40,244	4%
09/08	24,495	4%	14,144	3%	1,854	0%	66,956	12%	21,420	4%
Total	\$ 289,990	5%	\$ 145,688	3%	\$ 22,813	0%	\$ 791,232	14%	\$ 339,721	6%

Month of Collection	Zip Code									
	32506		32507		32514		32526		32534	
	Lillian Hwy & Highway 98 Area	% OF Total	Bayou Chico to Perdido Key South of Sorrento Area	% OF Total	Palafox & Scenic Hwy North of I-10 Area	% OF Total	Mobile Hwy North of Michigan Avenue Area	% OF Total	I-10 & Pensacola Blvd North Area	% OF Total
10/07	11,367	3%	51,416	13%	23,947	6%	16,731	4%	8,474	2%
11/07	11,293	4%	37,665	12%	22,491	7%	16,281	5%	8,741	3%
12/07	11,092	4%	22,278	8%	25,566	9%	11,117	4%	10,057	4%
01/08	9,820	4%	15,663	7%	20,622	9%	9,908	5%	8,806	4%
02/08	9,799	4%	20,150	8%	24,339	10%	21,617	9%	10,053	4%
03/08	12,114	4%	34,315	11%	26,477	9%	13,408	4%	9,638	3%
04/08	13,738	3%	76,684	17%	30,167	7%	12,307	3%	11,013	2%
05/08	11,515	3%	52,684	13%	28,293	7%	25,809	6%	9,496	2%
06/08	13,597	2%	96,829	15%	126,398	20%	11,582	2%	12,020	2%
07/08	12,575	2%	211,126	26%	39,842	5%	12,361	2%	12,542	2%
08/08	12,907	1%	240,059	26%	45,757	5%	13,390	1%	14,423	2%
09/08	12,598	2%	114,114	20%	44,111	8%	32,058	6%	10,011	2%
Total	\$ 142,414	3%	\$ 972,983	18%	\$ 458,010	8%	\$ 196,569	4%	\$ 125,273	2%

Month of Collection	Zip Code								Total Month	% OF Total
	32535		32561		32562		32577			
	Century (Other) Area	% OF Total	Pensacola Beach Area	% OF Total	Other	% OF Total	Molino Area	% OF Total		
10/07	180	0%	133,582	35%	-	0%	200	0%	384,103	100%
11/07	330	0%	101,116	32%	-	0%	129	0%	318,122	100%
12/07	228	0%	77,445	28%	-	0%	147	0%	274,939	100%
01/08	100	0%	53,881	25%	-	0%	99	0%	218,220	100%
02/08	190	0%	51,494	21%	-	0%	117	0%	240,925	100%
03/08	125	0%	78,648	26%	-	0%	119	0%	303,150	100%
04/08	301	0%	171,902	37%	49	0%	70	0%	458,867	100%
05/08	276	0%	146,385	36%	-	0%	70	0%	404,960	100%
06/08	305	0%	230,853	36%	70	0%	78	0%	633,151	100%
07/08	195	0%	346,903	43%	82	0%	49	0%	807,652	100%
08/08	-	0%	421,839	46%	280	0%	58	0%	916,736	100%
09/08	387	0%	221,134	39%	-	0%	50	0%	563,335	100%
Total	\$ 2,616	0%	\$ 2,035,184	37%	\$ 481	0%	\$ 1,185	0%	\$ 5,524,159	100%

Tourist Development Tax Collection Data
 Reported in Fiscal Year Format
 Escambia County Florida

THREE (3%) PERCENT TOURIST TAX DOLLARS
 COLLECTED 2000-2009

Month Of Collection	Month Of For The	2000*	2001*	2002*	2003*	2004*	2005*	2006*	2007*	2008*	2009*
OCT	SEP	200,762	211,900	184,219	193,564	224,446	248,504	302,728	245,125	288,077	277,444
NOV	OCT	151,712	164,993	152,568	190,161	211,517	232,619	262,261	224,646	238,591	231,361
DEC	NOV	138,641	150,482	148,279	156,742	182,428	214,278	229,491	212,939	206,205	185,367
JAN	DEC	106,778	116,281	123,532	129,124	143,891	208,669	198,766	179,798	163,665	169,734
FEB	JAN	122,200	138,645	137,875	150,788	142,928	201,031	205,121	179,184	180,694	176,773
MAR	FEB	155,537	167,608	178,986	180,228	221,737	205,903	225,806	212,686	227,362	215,131
APR	MAR	237,545	253,669	280,786	278,843	313,139	261,605	312,491	328,479	344,151	297,195
MAY	APR	256,211	244,146	244,453	293,130	338,856	259,188	288,754	315,555	303,720	338,268
JUN	MAY	280,677	283,357	304,798	323,467	346,125	295,677	343,616	387,614	474,863	387,513
JUL	JUN	382,820	389,570	416,289	461,018	502,598	332,603	426,840	590,236	605,739	598,667
AUG	JUL	447,845	453,848	484,364	558,939	684,447	334,319	544,447	656,699	687,552	714,120
SEP	AUG	229,382	269,289	294,835	356,367	271,669	314,529	321,341	416,454	422,501	407,425
TOTAL		2,710,108	2,843,788	2,950,983	3,272,369	3,583,780	3,108,925	3,661,662	3,948,415	4,143,120	3,998,998

Source: Spreadsheet entitled "Revenue Calculations", line 6 for the current month.

TOURIST DEVELOPMENT TAX COLLECTION DATA
 REPORTED IN FISCAL YEAR FORMAT
 ESCAMBIA COUNTY, FLORIDA

ADDITIONAL ONE (1%) PERCENT TOURIST TAX DOLLARS
 COLLECTED 2000-2009

Month Of Collection	For The Month Of	2000	2001	2002	2003	2004	2005	2006	2007	2008	2009
OCT	SEP	-	68,206	59,037	61,683	72,025	80,772	100,760	81,708	96,026	92,482
NOV	OCT	-	53,748	49,602	61,914	68,243	77,125	87,266	74,882	79,530	77,120
DEC	NOV	-	49,252	48,368	51,137	59,544	71,106	76,287	70,980	68,735	61,789
JAN	DEC	-	37,986	40,269	41,904	46,802	69,486	65,960	59,933	54,555	56,578
FEB	JAN	-	45,200	44,495	48,987	46,458	66,731	67,836	59,728	60,231	58,924
MAR	FEB	-	54,344	57,773	58,194	71,404	68,324	74,453	70,895	75,787	71,710
APR	MAR	-	82,037	90,216	89,840	100,682	86,518	103,411	109,493	114,717	99,065
MAY	APR	-	78,406	78,129	93,398	107,864	86,729	94,971	105,185	101,240	112,756
JUN	MAY	-	90,851	97,276	104,959	115,334	96,938	113,025	129,205	158,288	129,171
JUL	JUN	-	126,853	138,763	153,673	167,533	107,972	142,210	196,745	201,913	199,556
AUG	JUL	-	151,283	161,455	186,313	228,149	109,628	181,477	218,566	229,184	238,040
SEP	AUG	-	89,763	98,278	118,789	90,556	104,749	107,114	138,818	140,834	135,808
TOTAL		76,461	927,929	963,661	1,070,790	1,174,593	1,025,076	1,214,769	1,316,138	1,381,040	1,332,999

Source: Spreadsheet entitled "Revenue Calculations", line 5 for the current month.

Revenue Budgets - BCC LIVE FINPLUS DATABASE

Date: 10/09/2009 Through Period: 13

Selection Criteria:

Year: 09
 COST CENTER: 108
 Account: 312101

FUND: [dropdown]
 FUNCTION: [dropdown]
 ACTIVITY: [dropdown]
 DEPARTMENT: [dropdown]
 DIVISION: [dropdown]
 TOTAL COST CNTR: [dropdown]

Find [input] Advanced [checkbox]

Year	COST-CENT	Account	Account Title	Budget	Period Receipts	YTD Receipt	Receivable	Balance	Title
09	108	312101	TOURIST DEVELOPMENT TAX	5541233.00	0.00	5332689.15	0.00	208543.85	TOURIST PROMOT
09	108	329107	ARTIFICIAL REEF PERMITS	0.00	0.00	400.00	0.00	-400.00	TOURIST PROMOT
09	108	337711	CONTRIB - SANTA ROSA CTY	0.00	0.00	7650.00	0.00	-7650.00	TOURIST PROMOT
09	108	359025	CIVIL RESTITUTION LIEN	0.00	0.00	0.00	0.00	0.00	TOURIST PROMOT
09	108	361001	INTEREST	0.00	1316.08	32087.66	0.00	-32087.66	TOURIST PROMOT
09	108	369001	MISCELLANEOUS REVENUES	0.00	0.00	78.32	0.00	-78.32	TOURIST PROMOT
09	108	369004	PRIOR YEAR REFUND	0.00	0.00	0.00	0.00	0.00	TOURIST PROMOT
09	108	384009	NOTE PROCEEDS	0.00	0.00	0.00	0.00	0.00	TOURIST PROMOT
09	108	389901	ESTIMATED FUND BALANCE	4142856.00	0.00	0.00	0.00	4142856.00	TOURIST PROMOT
09	108	389905	LESS 5% ANTICIPATED REC	-277062.00	0.00	0.00	0.00	-277062.00	TOURIST PROMOT

10 matches found

Totals: YTD Receipts: 5,372,905.13 Receivables: 0.00 Balance: 0.00

Start [icon] FinancePlus - BCC... Revenue Budge... 8:03 AM

5,331,997.00 ÷
 5,541,233.00 =
 0.9622401729*